
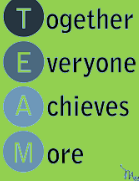






NH Parent Involvement in Education Month ~ October 2016

Parent Calendar

Sun	Mon	Tue	Wed	Thu	Fri	Sat
						1 Visit your local library to help your child pick out a book to read together.
2 Look up the school board schedule and plan on attending an upcoming meeting.	3 Learn about “ Student-Led Parent/Teacher Conferences ” and talk to your child’s teacher about them.	4 Investigate possible internships or job shadowing possibilities with your child and research school resources.	5 Today is <i>International Walk to School Day</i> . Walk your child to school today & teach them safety rules along the way.	6 Find some time to talk with your child about school with no interruptions.	7 Read the school’s daily announcements on the website.	8 Go for a walk, hike or bike ride with your child. It’s a great opportunity for conversation about school.
9 Make plans to participate in an upcoming community or school event with your child.	10 Check out the workshop calendar at www.picnh.org for opportunities of interest to you.	11 Send a positive note or email to one of your child’s teachers.	12 Help your child create a quiz game for the family based on school homework.	13 Re-examine your child’s homework routine to see if any changes are needed.	14 Talk to your child about what they’d like to after they complete school.	15 Take 15 min on the 15 th of each month to review your child’s IEP.
16 Sit down in front of the computer with your child to discuss online safety.	17 Watch your child’s favorite TV show with them. It’s a great way to connect.	18 Check out the US Dept of Ed’s website for parents: http://www2.ed.gov/parents/landing.ihtml	19 Start talking to your kids about college. Take a “virtual” tour on college websites.	20 Talk with your child about college costs as well as scholarships, loans and grants.	21 Find something new that you can teach your child today.	22 See how many sub-words you can create out of the word “INVOLVEMENT” with your child.
23 Work with your child to create a resume and be sure to update it regularly.	24 Develop a vocabulary list on index cards together and add a new word everyday.	25 Check the school’s website and the teacher pages regularly to stay informed.	26 Google “ Free interest inventory for all ages ” and complete one with your child.	27 Work with your child to learn independence & responsibility by setting realistic goals.	28 Ask your child to solve math problems mentally and explain their strategy to you.	29 Go to a local school game or event together and cheer on your team.
30 NH’s Dept of Ed website is http://education.nh.gov/ . Check it out for info on special education, state educational initiatives and details about your school district.	31 Ask your child’s teacher or school what you can do to volunteer.	NH Standards for Family-School-Community Partnerships Welcoming all families into the school community * Communicating effectively * Supporting student success * Speaking up for every child * Sharing decision-making * Collaborating as a community				